


VACUUM BOOSTERS

EVEREST

Our technology is so flexible, we can custom manufacture "Special Vacuum Boosters" by alloying and cross linking diverse designs to suit individual requirements and import substitutes.

WE JUST DON'T OFFER BOOSTERS, WE OFFER SOLUTIONS!



Mechanical Booster Pumps are used in a growing number of applications where fast pump down times are required, and environmental or energy usage concerns, rule out any alternative pump selection.

EVEREST Booster Pumps enhance the performance, ultimate vacuum and pumping speed of oil-sealed/water-ring/dry vacuum type of mechanical pumps, which are widely used in the industry.

OUTSTANDING ADVANTAGES

- ⊙ High vacuum of the order of 0.001 Torr or better.
- ⊙ High pumping speeds at low pressures, speed is boosted by 3 to 10 times or more.
- ⊙ Relatively low power consumption for such performance boosting.
- ⊙ Considerable reduction in pump down time of vacuum machines.
- ⊙ Prevents oil back streaming from Rotary pumps.
- ⊙ Dry Pumping suitable for Gas/Vapour Loads.
- ⊙ Boosts vacuum performance of existing plant and machinery.

OUTSTANDING FEATURES

- ⊙ Entirely mechanical, light weight and compact design.
- ⊙ High operating speeds because of dynamically balanced rotors and helical ground gears for long life and quiet operation.
- ⊙ Can be mounted separately from the backing pump or directly on the inlet of the backing pump.
- ⊙ ISO Flanges
- ⊙ Unique impeller design for high volumetric efficiency.
- ⊙ Compatible with all Vacuum systems.
- ⊙ Efficient air-cooled design.
- ⊙ Simple to maintain.

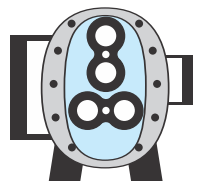
OPERATING PRINCIPLE

EVEREST vacuum boosters are positive displacement pumps with two figure eight shaped impellers rotating in opposite directions inside the casing.

As each lobe of an impeller passes the blower inlet, it traps a quantity of air equal to exactly one fourth the displacement of the blower.

This entrapment occurs four times per revolution. The entrained air is forced around the case to the blower outlet. Timing gears accurately position the impellers in relation to each other to maintain the minute clearances so vital to the high volumetric efficiency of the pump.

**ECONOMIC
 RELIABLE
 DURABLE**
with the
**NEWLY DEVELOPED
 EVEREST PROFILE**



TMC Fluid Systems, Inc.

13217 Jamboree Road, Suite 482, Tustin, California 92782

Tel: 949-269-1472 • Fax: 949-423-0159 • Email: Info@TMCFluidSystems.com

PRODUCT RANGE

Air Blowers~Water Cooled Blowers~Gas Blowers~Vacuum Booster Pumps~Acoustic Hoods & Enclosures~Dry Vane Pumps

TMC Fluid Systems

EVEREST

VACUUM BOOSTERS

EVEREST

EXTENSIVELY USED FOR

Evaporative Concentration, Vacuum Distillation, Polymerization, Crystallization, Vacuum Impregnation, Vacuum Drying, Sterilization, Vacuum Cooling, Object Metallizing, Roll Metallization, Semi-conductor Processing, Manufacture of Vacuum and Microwave Tubes, Manufacture of GLS Automotive and Miniature Lamps, Sintering, Brazing, Electron Beam Welding, Heat Treatment, Ionic Nitriding, Tool Coating, Vacuum Casting, Degassing and Refining, Plasma Welding, Evaporation, Sputtering, Space Research and Development Applications.

MAJOR INDUSTRIES SERVED

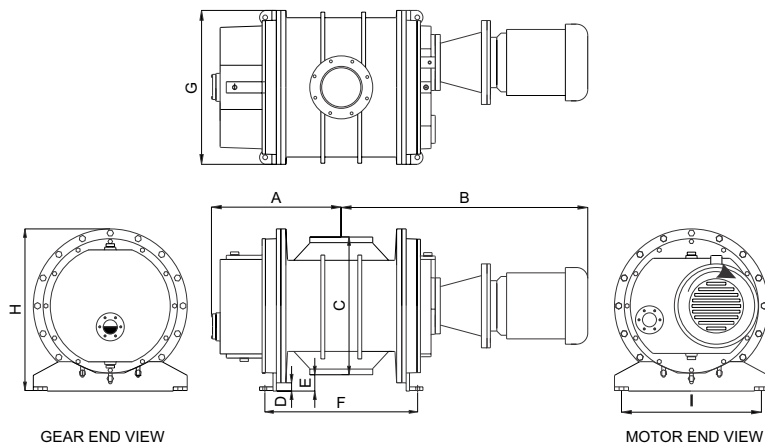
Chemical & Pharmaceutical, Food Processing, Industrial Processing, Vacuum Furnace, Semi-conductor, Electrical and Lighting Industries.

TECHNICAL SPECIFICATIONS

MODEL	SPEED (SWEEP VOLUME @ 1500 RPM) (Pr. RANGE 10 ⁻¹⁰ -10 ⁻³ TORR) LPM (m ³ /hr)	RATED MOTOR HP (1500 RPM)	FLANGE DIAMETER (MM) ISO CODE	MAX CUT IN Pr AT INLET (TORR)	RECOMMENDED BACKING PUMP (LPM)
EVB05	6700 (400)	2	145 (ISO 80)	50	500 - 1000
EVB15	13300 (800)	3	165 (ISO 100)	30	1000 - 3000
EVB30	27800 (1670)	5	225 (ISO 160)	30	3000 - 5000
EVB50	48800 (2930)	7.5	225 (ISO 160)	20	5000 - 10000
EVB60*	65100 (3900)	7.5/10	225 (ISO 160)	30/60	2 X (5000 - 10000)

* At 2000 rpm

The cut in pressures indicated, correspond to the Motor power. For higher range, refer Everest.



Wide range of Booster Pumps from 530 GPM (2,000 LPM) to 26,400 GPM (100,000 LPM) are commercially available. For further clarifications, contact our technical team who shall be glad to assist you to overcome application problems.

MODEL	A	B	C	D	E	F	G	H	I
EVB05	232	565	236	30	83	300	342	371	280
EVB15	264	646	320	38	78	350	400	439	280
EVB30	390	810	330	36	101	533	460	496	410
EVB50	455	881	492	30	59	546	550	580	500
EVB60	455	919	492	30	59	546	550	580	500

All dimensions are in mm.

Due to constant improvements, technical specifications are subject to change without notice.

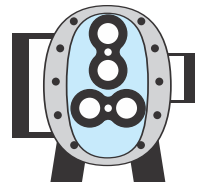
TMC Fluid Systems, Inc.

13217 Jamboree Road, Suite 482, Tustin, California 92782

Tel: 949-269-1472 • Fax: 949-423-0159 • Email: Info@TMCFluidSystems.com

TMC Fluid Systems

EVEREST



www.tmcfluidsystems.com